



Pall Corporation

[www.pall.com](http://www.pall.com)

## Athalon™ Filters

For hydraulic and lubrication oils  
Beta<sub>x(o)</sub> ≥ 2000 Rated Stress Resistant filter  
Technology (SRT)



# Keeping Fluids the Cleanest, L

## The Ultimate in Filter Performance

Pall's Athalon™ hydraulic and lube oil filters combine  $\text{Beta}_{x(c)} \geq 2000$  rated, stress-resistant filter technology and a full range of housings to provide the greatest overall filter performance and value available in industry today.

### Laid Over Pleat (LOP) Filter Media Geometry

- ▶ Maximizes filtration area
- ▶ Increases flow handling capability
- ▶ Reduces filter element size

### Stress-Resistant Filter Medium

- ▶ Improves fluid cleanliness consistency
- ▶ Improves performance in 'real world' conditions

### Anti-Static Construction

- ▶ Minimizes static charge generation
- ▶ Prevents damage to filter element, housing, or fluid due to static discharge

### Coreless/Cageless Construction

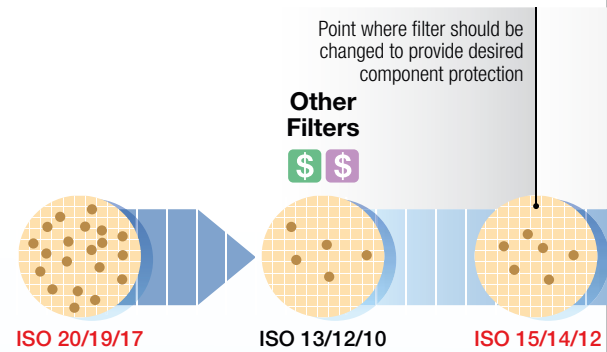
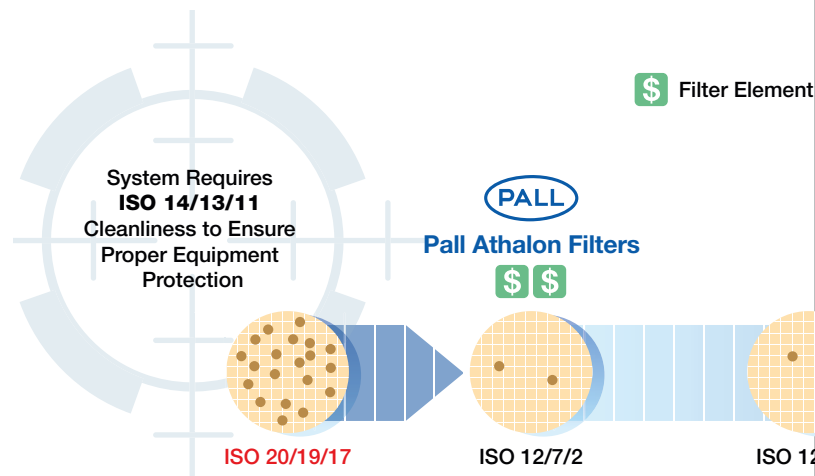
- ▶ 60% lighter than comparable filter elements with cores
- ▶ Reduces disposal costs (filter elements are incinerable, shreddable or crushable)

### Simple to Install and Inexpensive to Maintain

- ▶ Common port and mounting interfaces and cover servicing makes maintenance quick and easy to perform with the minimum of basic tools

# Athalon™

## Consistent Filtration Performance





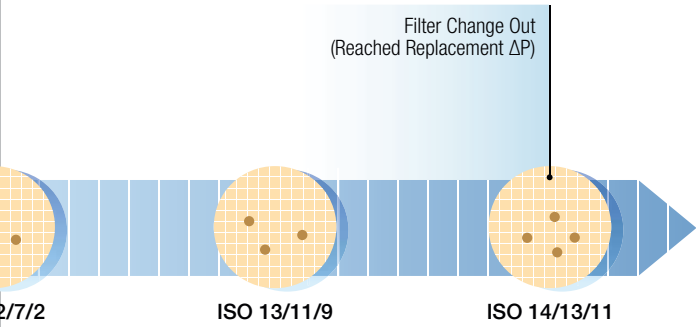
- At installation, both filters clean the fluid to an acceptable cleanliness level
- The Athalon filter will reach target cleanliness quicker due to its high  $\text{Bx(c)} > 2000$  efficiency rating
- Athalon's low clean differential pressure contributes to a lower energy consumption of the system
- Over time, the fluid cleanliness level deteriorates for the 'other' filter due to its lower CST performance. The filter continues to operate, but with increased risk to equipment failure and a higher energy requirement
- The Athalon filter continues to maintain the required fluid cleanliness, maintaining system protection



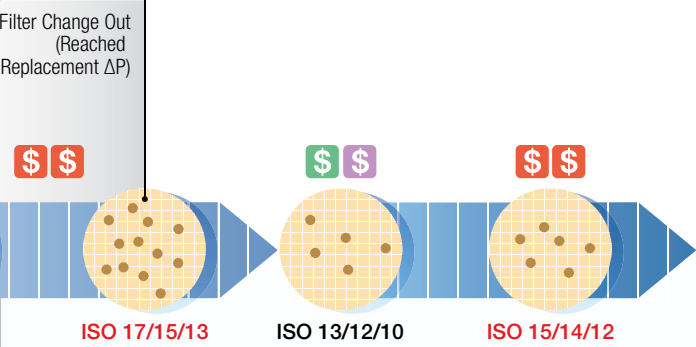
# Longest, for the Greatest Value

## Value Throughout a Long Service Life

Cost  Energy Cost from Higher ΔP  Component Wear Cost



Eliminate Contamination Induced **Downtime** ✓  
 Eliminate Contamination Related **Costs** ✓



- In the system with the 'other' filter, fluid cleanliness continues to deteriorate, increasing the risk of equipment failure
- In addition, pressure drop across the 'other' filter rises to the point where the filter needs to be changed
- The Athalon filter continues to maintain the required fluid cleanliness due to its more consistent performance
- With a new 'other' filter installed, clean up begins again. By having to clean up the system again, the service life of the 'other' filter will be reduced
- The Athalon filter keeps the fluid at or better than the target fluid cleanliness for the full life of the filter element
- The Athalon filter is eventually changed on indication at a clean fluid cleanliness level

At no time can you assess the fluid condition with the naked eye. All bottle samples look the same.



Athalon filter housings

# Athalon Filter Elements

## Beta<sub>x(c)</sub> ≥ 2000 Rated Stress-Resistant Filters

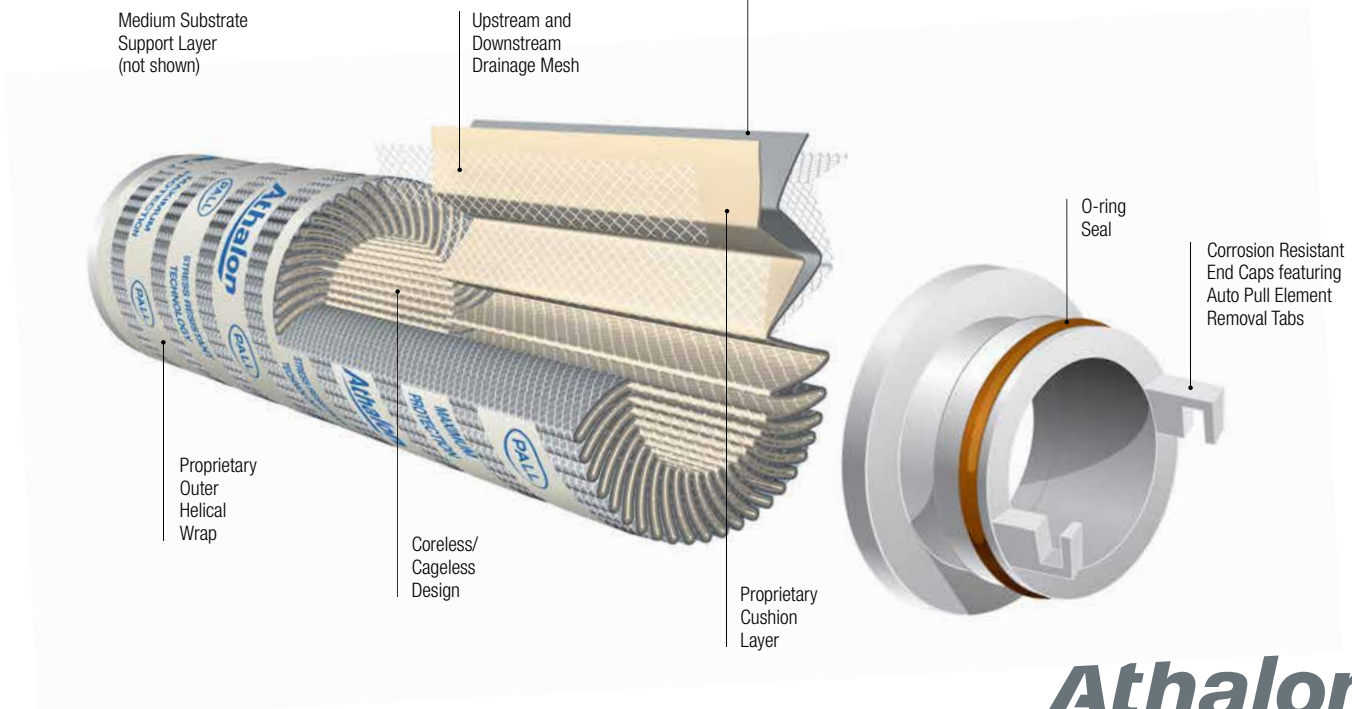
Over the years, Pall's continuous media development program has made many advances in the state-of-the-art in fluid clarification.

Athalon filters represent another industry first for lube and hydraulic filters with an unequalled Beta<sub>x(c)</sub> ≥ 2000 removal efficiency rating. This enhanced performance ensures equipment protection and extends component and fluid life.

### 'Setting new standards in filter element design'

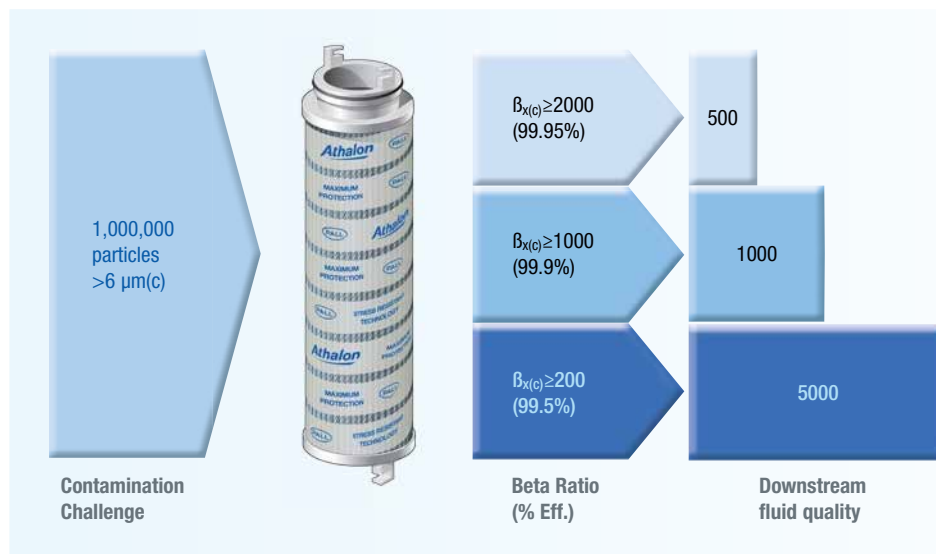
#### Beta<sub>x(c)</sub> ≥ 2000 rated Stress Resistant media Technology in a Laid-Over Pleat configuration:

Inert, inorganic fibers securely bonded in a fixed, tapered pore structure with increased resistance to system stresses such as cyclic flow and dirt loading.



# Athalon™

### Why Beta<sub>x(c)</sub> ≥ 2000?




#### Athalon Filters

- 10x better efficiency compared to the common performance standard filter with Beta<sub>x(c)</sub> ≥ 2000 rating
- Significantly fewer passes required to reach target cleanliness level
- Reduces equipment maintenance and unscheduled downtime costs

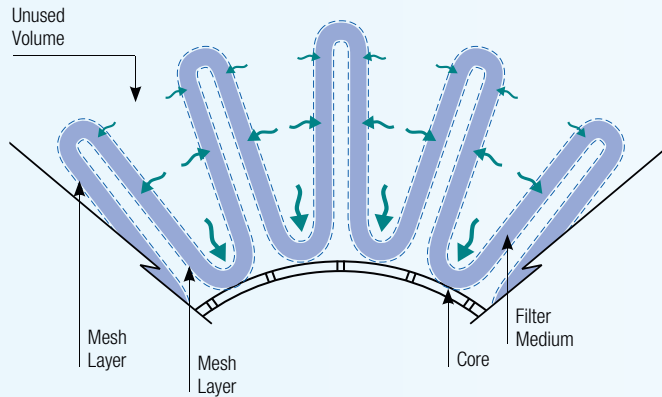


# The Athalon Design Advantage

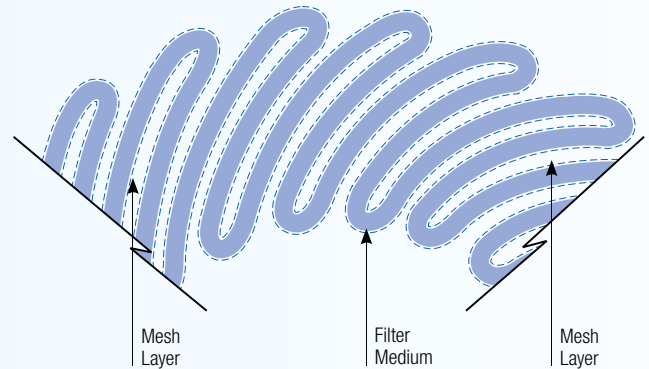


## Laid-over Pleating

- ▶ Allows more filtration area to be packed into a given filter element envelope
- ▶ Creates uniform flow distribution through the filter element
- ▶ Protects against pleat collapse and bunching



**Figure 1.** Conventional pleated filter element construction, showing Non-uniform flow distribution in a traditional fan-pleat filter.



**Figure 2.** Ultipleat filter element construction, showing uniform flow distribution.

## Beta<sub>x(c)</sub> ≥ 2000 Stress-Resistant Technology

- ▶ Maximum control of damaging particles
- ▶ Consistent, superior performance over the full service life of the filter
- ▶ The ultimate protection against contaminant induced costs

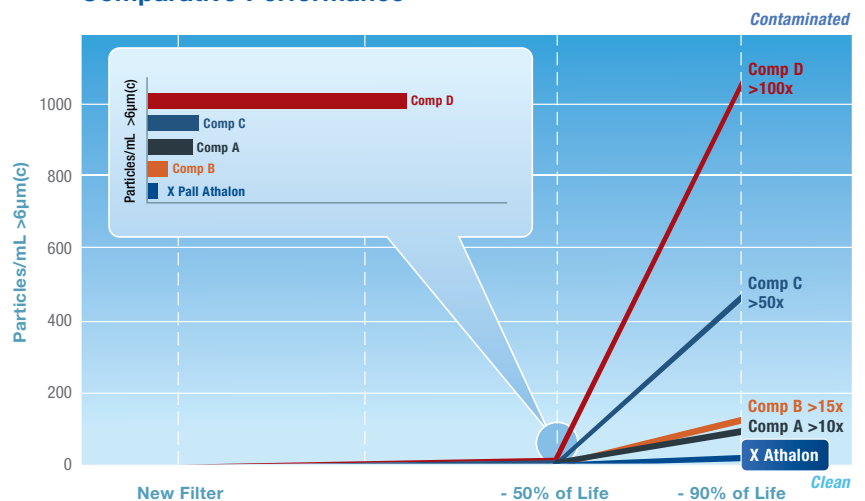
## Giving customers what they pay for

A critical measure of a filter's performance is its ability to sustain fluid cleanliness throughout its service life.

This graph compares an Athalon 7µm(c) rated filter to competitors' products with equivalent ratings.


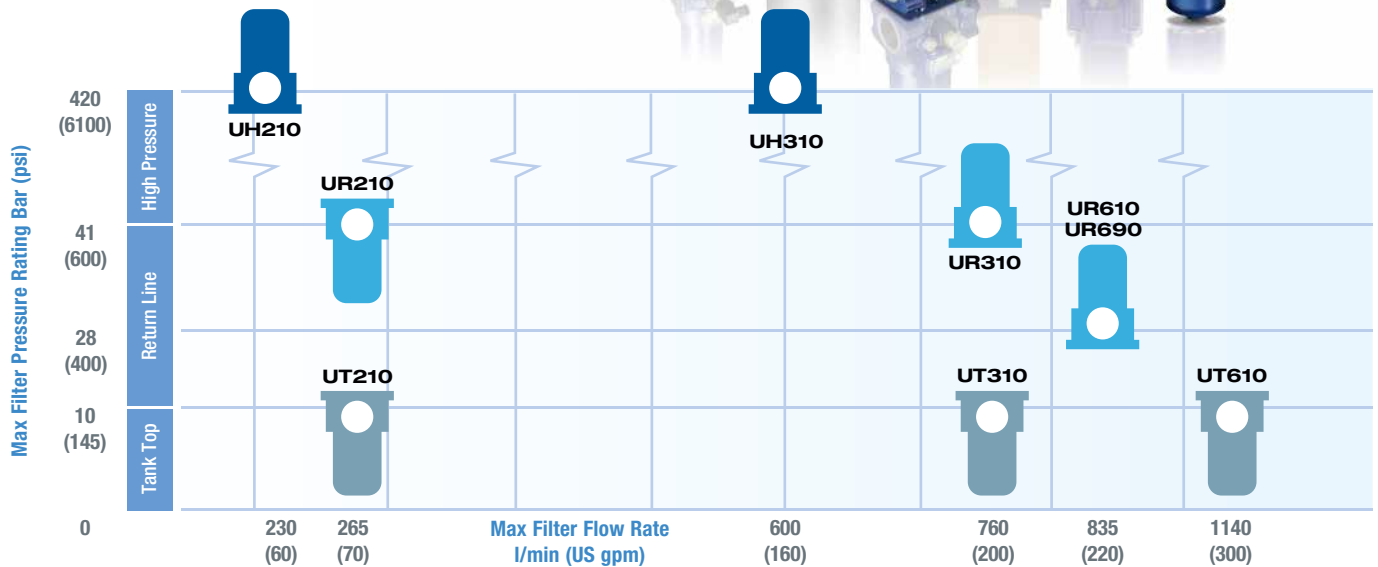
While all filters provide good fluid cleanliness early in service life, only Athalon filters produce sustained fluid cleanliness over the life of the filter.

## Comparative Performance



# The Athalon Series of Housings

- ▶ High pressure, return line, and in-tank filter designs
- ▶ Pipe, flange, and manifold connection options
- ▶ Simplex and duplex configurations
- ▶ Pressures to 420 bar (6100 psi)
- ▶ Flows up to 1500 l/min (400 USgpm)



## Athalon Auto-Pull mechanism

- When the filter cover is unscrewed, tabs on the filter element endcaps lock into hooks in the cover
- As the cover is removed, the filter element is automatically pulled from the tube, eliminating the need to handle or forcefully pull the element from the housing



## Cover Service for safer handling

- Cover service makes filter element change simple, quick and safer for operators
- The filter element is withdrawn as the cover is unscrewed.



## Predictable Element servicing

- Athalon filters can be fitted with Pall's Deltadyne™ electrical or mechanical differential pressure indicators, or on tank-top mounted filters, a visual pressure gauge.
- Activation gives early warning of the need for filter change

# Athalon Element Specifications

## Element Collapse/Burst Rating (ISO 2941)

10 bard (150 psid)

## Flow vs. Pressure Drop (ISO 3968)

See appropriate Ultipleat SRT housing literature.

## Fluid Compatibility (ISO 2943)

Compatible with petroleum oils, water glycols, water-oil emulsions, and high water containing fluids. Fluorocarbon seals are standard, enabling use with industrial phosphate esters, diesters, and specified synthetics.

## Flow Fatigue (ISO 3724)

Contact factory; filter element pleats are fully supported, both upstream and downstream to achieve excellent fatigue cycle life.

## Fabrication Integrity (ISO 2942)

Fabrication integrity is validated and assured during the manufacturing process by numerous evaluations and inspections including Bubble Point testing.

## Temperature Range

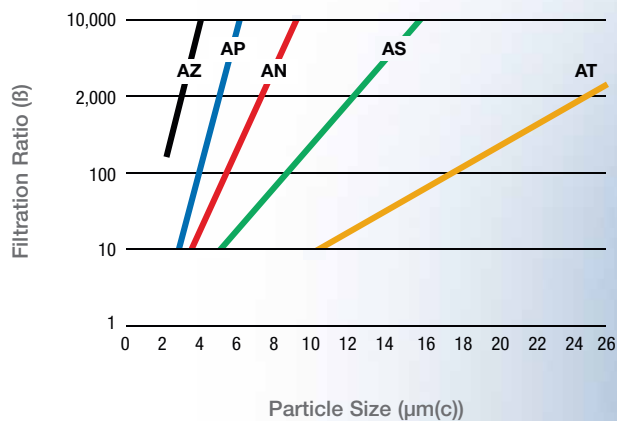
**Fluorocarbon seals:** -29°C (-20°F) to +120°C (+250°F)

**Note:** Maximum 60°C (140°F) in water based fluids. Other seal materials available on application

## Quality Control

All filter elements are manufactured by Pall to exacting procedures and strict quality controls. Filter elements are checked against rigorous ongoing validation test protocols within Pall Corporation. Pall is accredited to ISO 9001 and QS 9000.

## Multi-pass filter ratings (per ISO 16889)



## Cleanliness Code Ratings

Code	$\beta_{x(c)} \geq 2000$ per ISO 16889	CST Rating*
AZ	3	07/04/01
AP	5	11/08/03
AN	7	13/09/04
AS	12	15/11/06
AT	25	16/14/08

\* CST: Cyclic Stabilization Test to determine filter rating under stress conditions, based on SAE ARP4205

Note these ISO codes are laboratory measurements under standard conditions. Cleanliness measured in actual operation will depend on operating conditions and sampling method.





Better Lives.  
Better Planet...

To see how Pall is helping enable a greener, safer and more sustainable future, visit [www.pall.com/green](http://www.pall.com/green).

### Visit us on the web at [www.pall.com](http://www.pall.com)

Pall Corporation has offices and plants throughout the world. For Pall representatives in your area, please go to [www.pall.com/contact](http://www.pall.com/contact)

Because of technological developments related to the products, systems, and/or services described herein, the data and procedures are subject to change without notice. Please consult your Pall representative or visit [www.pall.com](http://www.pall.com) to verify that this information remains valid.

© Copyright 2016, Pall Corporation. Pall,  and Athalon are trademarks of Pall Corporation. ® indicates a trademark registered in the USA. **BETTER LIVES. BETTER PLANET.** and **Filtration. Separation. Solution.** are service marks of Pall Corporation.

*Filtration. Separation. Solution.<sup>SM</sup>*

M&EATHALONEN

January 2016



EFC Filtration b.v. | P.O. Box 3034 | 1801 GA Alkmaar | The Netherlands  
T +31 (0) 72 540 5454 | [efcfiltration.com](http://efcfiltration.com) | [info@efcfiltration.com](mailto:info@efcfiltration.com)